

Hospitalizations in Middlesex County, Massachusetts

Data through Wed Nov 10 2021

New Admissions (last 7 days) 74
 Rate of New Admissions (last 7 days) 2.73
 % Change (last 7 days) -24.49

% Beds Used (last 7 days) 2.35
 % Change (last 7 days) 0

% ICU Beds Used (last 7 days) 16.39
 % Change (last 7 days) 3.85

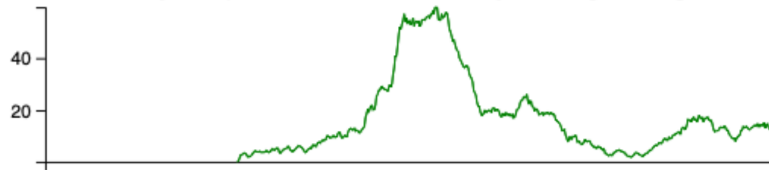
7 Day Moving Averages

Tue, Jan 21st 2020 - Thu, Nov 11th 2021

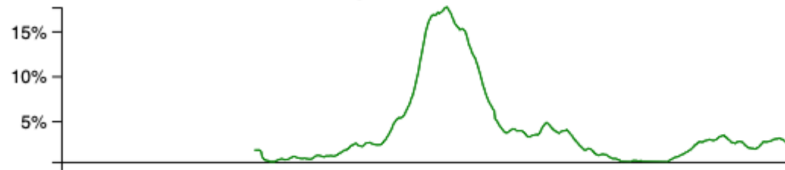
Use slider to update time series chart



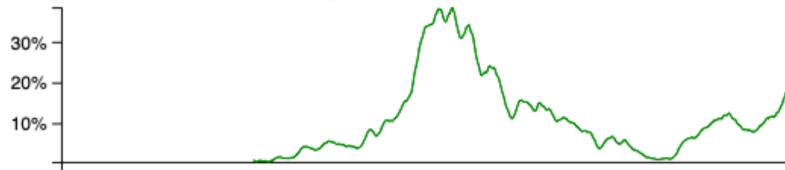
Daily Hospital Admissions - 7-Day Moving Average



Daily % Beds Used



Daily % ICU Beds Used



Cases & Deaths in Middlesex County, Massachusetts

Data through Thu Nov 11 2021

Total Cases (last 7 days) 1810
 Case Rate (last 7 days) 112.30
 % Change (last 7 days) -13.97

Total Deaths (last 7 days) 11
 Death Rate (last 7 days) 0.68
 % Change (last 7 days) 22.22

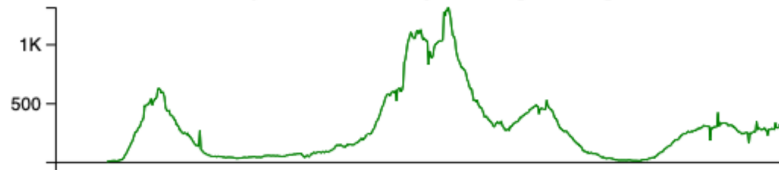
7 Day Moving Averages

Tue, Jan 21st 2020 - Thu, Nov 11th 2021

Use slider to update time series chart



Daily Cases - 7-Day Moving Average



Daily Deaths - 7-Day Moving Average

